

# Palmarès détaillé des équipes / Full team results

DRAP - GYMNASE MUNICIPAL

## Circuits Educatifs GAF - ARABESQUE





GAF CIRCUITS EDUCATIFS ARABESQUE

21/03/2010

Fédération Française  
de Gymnastique

JURY A ET B

D0062110.17398.00

Equipe / Ville Team / Town					Pen.	Total Score
<b>1 NICE</b> CAVIGAL NICE SPORTS						
FRA Equipe 1	<b>81.766</b>	<b>81.665</b>	<b>77.664</b>	<b>81.299</b>		<b>322.394</b>
CLAIN ALICIA	21.100	<u>20.666</u>	19.966	20.500	(1)	<u>82.232</u>
VIAL Lou anne	20.766	20.566	20.066	20.733	(2)	82.131
RAGAS Emilie	20.800	20.200	18.333	20.166	(10)	79.499
AZAIS Blondine	18.833	19.433	18.466	19.900	(16)	76.632
GUIGLION Pauline	19.100	20.233	19.166	18.000	(17)	76.499
<b>2 NICE</b> NICE GYM						
FRA Equipe 1	<b>82.798</b>	<b>78.065</b>	<b>76.898</b>	<b>81.465</b>		<b>319.226</b>
BENEDETTO Mona	20.566	19.833	19.266	<u>20.766</u>	(7)	80.431
CHARPENTIER Margot	21.033	19.500	19.300	19.900	(9)	79.733
BRETAGNE Sarenne	20.466	18.400	19.266	20.733	(11)	78.865
CHANEZ Laurie	20.333	19.366	19.066	20.066	(12)	78.831
MARTIN Estelle	20.733	19.366	18.833	19.800	(13)	78.732
<b>3 MONACO</b> FEMINA SPORTS DE MONACO						
FRA Equipe 1	<b>79.232</b>	<b>76.798</b>	<b>75.632</b>	<b>77.198</b>		<b>308.860</b>
GBR EVANS Emilie	20.733	19.933	19.866	20.333	(5)	80.865
GBR GORSKI Jemma	20.566	19.933	19.200	20.333	(8)	80.032
MCO KHEMILA Lie-Lou	19.100	19.866	18.966	19.666	(14)	77.598
UHTIO Myléna	18.700	15.100	17.600	16.866	(24)	68.266
PHL YAUN Félygrace	18.833	17.066	15.066	16.700	(26)	67.665
<b>4 GRASSE</b> ENTENTE GYMNIQUE GRASSOISE						
FRA Equipe 1	<b>76.933</b>	<b>74.133</b>	<b>73.865</b>	<b>78.632</b>		<b>303.563</b>
ALLONGUE Candice	18.933	20.100	18.666	19.166	(15)	76.865
HOWAT Susanna	19.200	17.433	18.833	19.700	(19)	75.166
GRAC Pauline	19.400	18.800	18.000	18.933	(20)	75.133
DEMARS Aurelie	19.133	16.600	18.366	20.200	(22)	74.299
PEREZ Coline	19.200	17.800	16.066	19.566	(23)	72.632
<b>5 VALLAURIS</b> ASSOCIATION SPORTIVE VALLAURIS GOLFE-JUA						
FRA INDIV.	<b>61.333</b>	<b>58.266</b>	<b>57.566</b>	<b>60.199</b>		<b>237.364</b>
GARRO Lucie	<u>21.700</u>	19.800	19.333	20.566	(3)	81.399
REZEAU Lizon	20.433	19.733	<u>20.100</u>	20.533	(6)	80.799
CAGNE Laurine	19.200	18.733	18.133	19.100	(18)	75.166
<b>6 SAINT LAURENT DU VAR</b> STADE LAURENTIN GYMNASTIQUE						
FRA INDIV.	<b>21.300</b>	<b>19.800</b>	<b>20.000</b>	<b>20.266</b>		<b>81.366</b>
MAZERBOURG Manon	21.300	19.800	20.000	20.266	(4)	81.366
<b>7 NICE</b> NICE GYM						
FRA INDIV.	<b>18.400</b>	<b>18.533</b>	<b>18.200</b>	<b>19.433</b>		<b>74.566</b>
POPESCU Claudia-maria	18.400	18.533	18.200	19.433	(21)	74.566
<b>8 NICE</b> CAVIGAL NICE SPORTS						
FRA INDIV.	<b>18.666</b>	<b>15.900</b>	<b>15.333</b>	<b>18.233</b>		<b>68.132</b>
VALLE Melanie	18.666	15.900	15.333	18.233	(25)	68.132

souligné = meilleur total

SQL\_PALEQUDEGAF du 22/03/2010 - 5.3.000 LOCAL - mono -

validé le lundi 22 mars 2010 à 10:44 - 1/1

(c) Fédération Française de Gymnastique - www.ffgym.com